




Marchwood Junior School

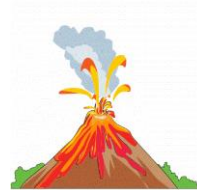
Our Learning Family that Inspires you to Dream

Main Road, Marchwood, Southampton, Hampshire SO40 4ZH
Tel: 023 8086 3105
adminoffice@marchwood-jun.hants.sch.uk



Year 3 Newsletter: Spring 1

'Through the Ages'



Miss Taplin 3T – ntaplin@marchwoodjun.co.uk

Mrs Ferrero 3FH – fferrero@marchwoodjun.co.uk

Mrs Hallinan 3FH – mhallinan@marchwoodjun.co.uk

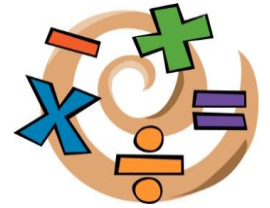
Diary dates for this half term:

Thurs 16 th Jan	SEN Cuppa and Chat (3.30pm)
Fri 24 th Jan	Y3 Testwood Lakes Trip
Wed 29 th Jan	Lorraine Lee Keynote Speaker (6.30pm)
Tues 4 th Feb	Spring reports
Thurs 13 th Feb	PTFA Disco
Fri 14 th Feb	Love of the Arts Day

Look out for weekly newsletters and other separate letters for details about the above.

Welcome to the Spring 1, Year 3 newsletter. In this newsletter, we have shared with you what your child will be learning in Maths and English and included some ideas to support your child at home. We have also shared with you about your child's curriculum topic and the exciting learning tasks they will be completing.

Maths



In maths this half term, we will be focusing on:


1. 3 x tables and dividing by 3 facts.
2. Odd and even numbers.
3. Doubling and halving numbers.
4. Multiplying by 10 and 100.
5. To know that the symbol \div means divide, which is the inverse of multiplication. Children need to understand that multiplication in any order gives the same answer while division does not.
6. To use written methods for multiplication and division.
7. To solve problems involving multiplication and division using materials, arrays, repeated addition, mental methods and number facts including problems in context.
8. To solve problems including missing number problems involving multiplication and division skills taught so far. E.g. $6 \times \underline{\quad} = 36$.
9. Identifying, representing and comparing fractions.

What can you do at home to help?

Regularly practise times tables. This can be done either by chanting them, quick fire questions and having some fun using apps. Knowing them will mean children can instantly recall facts in a random order. Don't forget to learn the inverse...division facts!! The game 'Times Tables Rockstars' has been very useful for this. Each child has their own log in details stuck in their study log.

English

In our English lessons, our writing will be based around our book, 'The Mudcrusts by Damian Harvey'. The children will be writing about the setting of the story and imagining what it would be like there. They will also be writing to the Mudcrusts to advise them about where they should live; discussing the advantages and disadvantages of different residences for them.



We will continue to learn about how to write and punctuate speech and how to make our writing more informative and descriptive by using adjectives, adverbs, prepositions and

conjunctions. As well as this, we will be ensuring that 'an' and 'a' are used correctly. We will also be learning about paragraphs and trying to use them in our own writing.

Spelling

This half term we will be using Spelling Shed for our spelling learning. Your child will be given some spellings to learn each week. You will also receive an optional spelling homework that the children can complete for extra WAM points. Each weekly spelling list is linked to games on Spelling Shed that the children can play to support their learning.

Children who have a Little Wandle phonics intervention will have spellings set that are linked to the sounds that they are learning.

Spellings are set every Monday and are stuck into Study Logs.

What can you do at home to help?

Reading

Your child has been given their log in details for Reading Plus and will be set aside time in school to use this to support their reading progression. Reading Plus has been excellent for improving children's comprehension and reading stamina so please encourage children to use this at home too to complete reading sessions, as this will further support them.

Spelling

The children have their username and password details for the Spelling Shed website. It has two different settings which the children can choose from to practise the spelling list words in a fun and interactive way. Please encourage your child to practise spellings from stage 3 (year 3) or stage 2 (year 2) if this is more appropriate to consolidate what we are learning in school. If your child is unsure about how to log in, please encourage them to ask one of us for support.

Stone to Iron Age Britain

Topic words:

Here are some words and phrases we would like you to discuss with your children.

Stone Age, Bronze Age, Iron Age, ancient, cave painting, Celt, hillfort, settlement, roundhouse, hunter gatherer, tribe, weapon.

This half term, the children will be taking part in a history-based topic called 'Through the Ages' in which we will be learning about how Britain changed from Stone Age to Bronze and Iron Age. We will be imagining what it would be like to be a hunter gatherer, and place key events onto a time line. We will be finding out how people lived in the Stone Age, and how they used different tools. We will also compare this to the way in which Bronze and Iron Age people lived and glimpse inside a roundhouse. We will be examining photos of artefacts from this period in history, to discover information about the people.



Our topic in **PSHE** is based on family, friends and feelings. We will talk about how to recognise and care for each other's feelings and develop our language around emotions. The children will then consider what makes a good friend and write a recipe for friendship.

In **Art**, Year 3 will be learning about colour this half term. We will study influential artists such as Picasso and develop our control over different tools and techniques. The children will learn about colour wheels and discover secondary and tertiary colours, as well as explain the difference between contrasting and complementary colours.

In **Science**, we will be studying rocks and their properties. We will identify objects made out of different rocks and describe how fossils are formed. The children will find out about the internal structure of the Earth and discover what happens when a volcano erupts.

In **Computing**, we will be introduced to Word, where children will learn the basic skills of the programme, from manipulation of text to adding images to their work. We will also be learning basic coding using 'Scratch.'

In **RE** we will be learning about the Baisakhi festival in the Sikh religion. We will think about the word identity and what it means, and then learn about how Sikhs express their identity during Baisakhi celebrations. The children will reflect on their own identity and explore the value of having an identity.

PE Days:

3FH : Tuesdays and Thursdays

3T: Fridays

Please ensure every child has their PE kit in school **every day**, and a plastic bag in which to place muddy PE trainers! A warm, long sleeved top and track suit bottoms are advisable for cold days.

Homework

Mathematics homework is set on a Monday and handed in the following Monday. This term, children will also be given a topic homework which is one piece of homework relating to an afternoon subject. The children will be given a few weeks to complete this and it will be handed out within the first couple of weeks so keep an eye out for this in study logs; it is a retrieval quiz on last term's science topic of light.

Thank you for your continued support with homework and shared home reading. This really makes a difference to your child's education.

So far this academic year we have introduced your children to Independence and Collaboration as our school's key Learning Behaviours and this half term our Learning Behaviour is **Emotional Intelligence**. Throughout the half term, we will be encouraging children to recognise and manage their emotions and supporting them to express themselves in a manner appropriate to the setting. Children will also be supported with recognising emotions in others to enable them to create sustainable and supportive relationships.

Please could we also remind parents that children are to only have plain water in their water bottles, unless previously agreed for medical reasons. Also, we prefer clear, plastic bottles with sports tops.

Do not hesitate to catch us at the gate after school if you have any queries or email us via the emails listed at the start of this letter.

Many thanks for your support.

Year 3 Team: Miss Taplin, Mrs Hallinan and Mrs Ferrero