




Marchwood Junior School

Our Learning Family that Inspires you to Dream

Main Road, Marchwood, Southampton, Hampshire SO40 4ZH
Tel: 023 8086 3105
adminoffice@marchwood-jun.hants.sch.uk



Year 3 Newsletter: Summer 1

'The Power of Water'



Miss Taplin 3T – ntaplin@marchwoodjun.co.uk

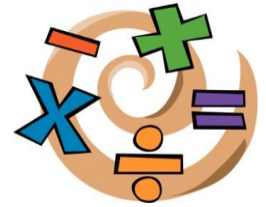
Mr Southwell 3S – lsouthwell@marchwoodjun.co.uk

Diary dates for this half term:

Date	Event
Mon 4 th May	Bank holiday
Wed 6 th May	Cuppa and Chat
Thurs 7 th May	3S cake baking morning
Thurs 7 th May	Y3 Sleepover
Fri 8 th May	3T cake baking morning
Fri 15 th May	PTFA Film Club
Tues 19 th May	Y3 ACE time (2.15pm)
Thurs 21 st May	Y3 Rivers trip
Fri 22 nd May	Love of Popular Culture day

Look out for weekly newsletters and other separate letters for details about the above.

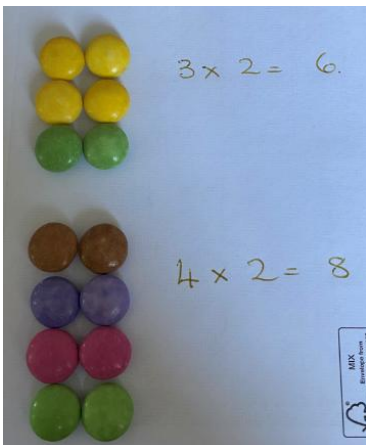
Maths



In maths this half term, we will be focusing on:

1. We will be making clocks for the children to take home. Together with learning in school and at home, our aim is for children to be able to tell the time to the nearest minute.
2. Extending our fraction knowledge to teach children how to find fractions of amounts. If Mr Smart had 25 sweets, how many is $\frac{2}{5}$ of that amount? Children will work these questions out by drawing 5 groups and circling 2 of those groups.
3. Consolidating calculation strategies by applying it to real life problems. This gives children the chance to practice their methods for each of the 4 operations by applying them to problem questions.
4. Geometry – continuing exploring 3D shapes and their names and properties.
5. Interpreting Data – using a range of pictograms, bar models, tally charts including creating their own – always a favourite activity!

What can you do at home to help?



We will also be consolidating 2s, 5s, 10s, 3s, 4s and 8 x tables this half term. It is really important that your child has a secure understanding of these times tables at this stage so any support from home with this will really help your child in school. Chanting the tables, playing popular games: Hit the Button and Times Table Rockstars plus just quick fire practice at home will really help with confidence.

Smarties and Buttons are also great ways of visually showing times tables and make it fun for the children.

Maths Homework

The aim of the maths homework is to improve your child's fluency and recall of times table and division facts as well as revisiting previously taught learning. We will try to provide a worked method for homework sheets where appropriate but please do not hesitate to ask your child's teacher if you would like any of the methods we teach shown to you.

English

Writing

- In class, your child's English work will centre around the short film from the Literacy Shed 'The Bridge' and then the story the Wind in the Willows.
- They will be practising how to punctuate speech correctly and sharing ideas for how to make speech interesting in stories – using different words for said, adding an adverb for how it was said or a conjunction for why it was said.
- Using the Wind in the Willows, the children will be writing their own adventure story set by a river.
- The children will be extending their knowledge and understanding of conjunctions and in particular subordinate clauses.

Spelling

- This half term the spelling sentences will focus on homophones and the suffix -ly, al and le. We will also re-visit rules previously covered to ensure children are retaining their year 3 words and rules.

The breakdown of the spelling rules week by week are as follows:

- Week 1: Homophones
- Week 2: Challenge words
- Week 3: Words ending in -sion
- Week 4: Challenge words
- Week 5: Revision words 1
- Week 6: Revision words 2



What can I do at home to support my child?

Reading

- Please share the reading books your child brings home from school. 10 minutes reading each day really makes a difference to your child's learning. Please also continue to sign off your child's reading in their study log so that their teacher can monitor their reading engagement at home.
- Reading Plus is an excellent way of improving reading comprehension skills and if your child could continue to work on this at home that will help them in school in their reading sessions.

Spelling

- The children will continue to bring home a spelling sentence or targeted words to practise each week. Every Monday we do a low stakes retrieval of spellings we have been focusing on the week before, so any practise you can support your child with, is wonderful!
- The school has a subscription to Spelling Shed which is a fantastic way of practising spelling words children should know by this stage and the children love playing it. Their logins are in their study logs and if you need any help logging on please contact your child's teacher who will be happy to help.

Rivers

Throughout our **Geography** unit the focus will be on rivers. During our topic, we will be taking our children to study the course of Beaulieu River from two locations: Kings Hat Inclosure and Buckler Hard. Each year 3 class will visit the river and conduct a field study to strengthen their understanding of the features of rivers and importance of rivers to the surrounding area.



The topic will be introduced by creating our own playground river where we will first explore the key features that all rivers have. They will then use maps and aerial photos to study these features further. First, they will look closely at local rivers (including Beaulieu River), then UK rivers and finally they will use all their knowledge and skills to compare two mighty rivers of the world: the Amazon River and the River Nile.

In **PSHE**, we will be reflecting upon the theme of role models, based around an outcome of creating our own magazine cover starring our own role models.

The children will also experience some exciting creative projects as our **DT** topic will allow the children to design and bake a cupcake, decorated with baking items of their choice.

In **RE**, we will be learning about water as a symbol. The children will understand the importance of water and make links of water as a symbol in Baptism and Christianity.

This half term, in Computing, the children will be learning how to edit photos in [paint.net](https://www.getpaint.net/). The link is below: <https://www.getpaint.net/download.html>. They will be uploading images and using different effects to change the colours and shapes. This is a free program, so can be downloaded at home. It is similar to Photoshop, but is a free alternative and great fun to use. So why not have a go at home!

In **Music**, we will be learning how music affects your mood and feelings. We will be composing and performing music on glockenspiels.

PE Days:

3S: Mondays and Fridays

3T: Tuesdays and Fridays

Please ensure every child has their PE kit in school **every day**, and a plastic bag in which to place muddy PE trainers! A warm, long sleeved top and track suit bottoms are advisable for cold days.

Homework

This term, children will be given a topic homework which is one piece of homework relating to an afternoon subject. The children will be given a few weeks to complete this and it will be handed out within the first couple of weeks so keep an eye out for this in study logs, it is a retrieval quiz on last term's history topic on Ancient Egyptians.

Thank you for your continued support with homework and shared home reading. This really makes a difference to your child's education.

Our Learning Behaviour this half term is **Spirituality**. We will be discussing what and who inspires us as well as contemplating our dreams, hopes and ambitions for the future. In addition, we will be reflecting on our behaviour and behaviour of others to consider how we would feel in their shoes.

Do not hesitate to catch us at the gate after school if you have any queries or email us via the emails listed at the start of this letter.

Many thanks for your support.

Year 3 Team: Miss Taplin and Mr Southwell